

Meet the Teacher information



- Please check how your child will get home from school and your email address. Please make any changes.
- You may sign up to be a volunteer on the sheet in your packet. District decided no volunteers working with small groups or individuals until after 1st quarter. We will reevaluate then. *However, I will need copy helpers and projects to be cut and put together, etc.*
- The packets on the desk are yours and includes papers for you to fill out and homework for your child. Please take it home today. Feel free to look through the packet and ask any questions.
- Fill everything out and return ASAP. Thank you!!



WELCOME TO 1st GRADE!



Curriculum Information

* Please read this over and let me know if you have any questions at Meet the Teacher or email me.



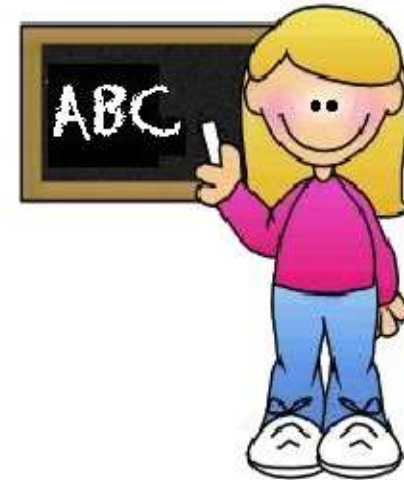
Mrs. Suzanne Rotert

Email : rotert.suzanne@cUSD80.com

School Phone: 224-3400

Cell Phone: (480)980-0388

Website: <https://www.cUSD80.com/Domain/3522>



I am happy to talk with you about your child any time, however, out of respect for my students' privacy, I do not discuss student progress when I have other students in the classroom. If you wish to discuss your child's progress, please contact me via phone, email, or text to schedule a conference.

I will respond within 24 hours. Thank you


WELCOME ABOARD!





About Mrs. Rotert

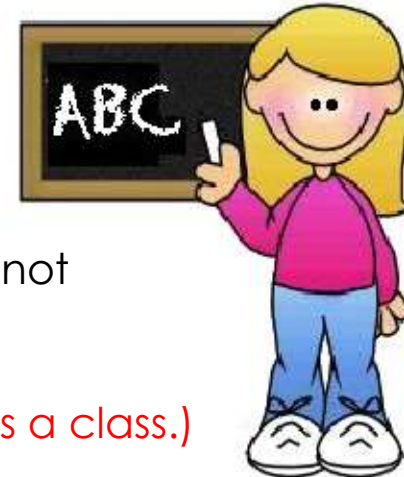
1st
grade



Suggested School Supplies

IMPORTANT: My list will be a bit different than the one provided by the school, but it has our specific classroom needs. Please refer to this list instead if you have not already purchased items. If so, that's fine, too! 😊
Thank you so much for donating to our classroom!

(Please **do not** write names on supplies. We will use them as a class.)



Please use the list sent home on the back of your welcome letter that was sent to your mailing address.

We *always* can use the supplies below:

- *Clorox Wipes
- *glue sticks
- *crayons
- *sandwich size baggies
- *gallon size baggies



Birthdays



Birthdays are extra special for 1st Graders!

Feel free to send in store bought treats (school policy). Please include napkins if it's a messier treat. Prior to buying treats, check with me for our class size, as it changes frequently throughout the school year. Please only send party invitations to school if you are inviting our whole class.



Snacks

- Please provide a daily snack for your child to eat during recess time in the afternoon. I do have an 'extra' snack bin.' This bin is for emergencies only and will not be accessed daily for snacks.
- Healthy snacks are encouraged! Please refrain from sending in any snacks that contain peanuts, due to peanut allergies! THANK YOU IN ADVANCE!!!





Behavior



Whole Brain Teaching (5 RULES) & clip chart- information will be coming home the first week.

- Check your child's homework folder daily

Positive Behavior:

First semester: Bucket Filling Kind Cards!

-When students make good choices, they earn punches on their "Kind Cards." When the punch card is full, students get Treasure Box!

Second semester: Rotert Bucks!

-When students make good choices, they earn "Rotert Bucks" which can be spent on rewards of their choice.



Behavior



Whole Brain Teaching (5 RULES) & clip chart- see homework folders and next slides.

- Check your child's homework folder daily

Positive Behavior:

First semester: Bucket Filling Kind Cards!

-When students make good choices, they earn punches on their "Bucket Filling Cards." When the punch card is full, students get Treasure Box!

Second semester: McCaffrey dollars!

-When students make good choices, they earn "McCaffrey dollars" which can be spent on rewards of their choice.




Whole Brain Teaching



We will be learning through Whole Brain Teaching, a research based system that utilizes all areas of the brain, keeps children engaged throughout their lessons, and helps them retain much more information than the standard lecture-discussion model.

Whole Brain Teaching is a highly interactive form of instruction that delivers information to students in short “chunks.” Kids then teach what they have just learned to their partners, using hand-gestures to help remember specific vocabulary. While students teach each other, the teacher walks around the room to discover who understands the lesson and who needs more instruction.

Research shows that children retain more information when they have an opportunity to put it into their own words and use gestures to emphasize key instructional units ...plus, it's amazingly fun!



Rule 1

Follow directions quickly.



Rule 2

Raise your hand for permission to speak.



Rule 3

Raise your hand for permission to leave your seat.



Rule 4

Make smart choices.



Rule 5

Keep our dear learning community happy.

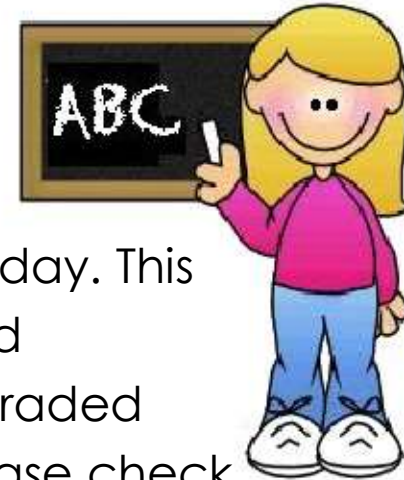


The Diamond Rule

Keep your eyes on the target.



Homework



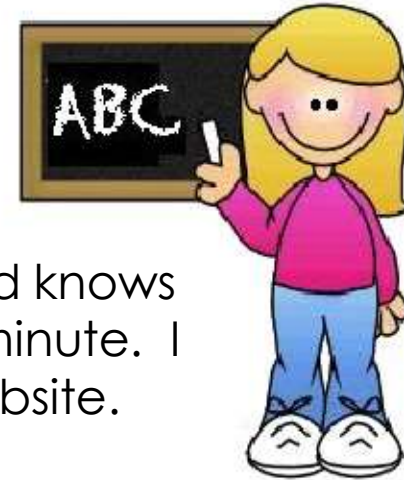
Your child will bring home a homework folder each day. This folder will help your child learn to be responsible and organized! It also provides a place to put notes or graded papers your child needs to take home or return. Please check this folder daily!

A homework packet will go home each Monday and is due back Friday morning. First graders are also expected to read a book of their choosing for 15 minutes per night. Research has shown daily independent reading to be one of the most important factors in predicting student success in school.

Please encourage your child to read daily, and ask questions about what he/she is reading!



Baggy Books



The goal at the end of 1st grade is that your child knows at least 200 sight words and read 47 words per minute. I have sight word lists that you practice on my website.
1-30 & 31-60

<https://www.cusd80.com/Domain/3522>

Your child will, also, be bringing home weekly a baggy book at his or her level. Please have your child read the baggy book, ask them questions about what they read, and then return it so they can get another one. I will assess reading levels quarterly and change book levels accordingly. This will begin in a few weeks.



Healthy Kids

(CUSD can change these at any time- If you're unsure, call the health office)

A child must not be in school and will be sent home if the following condition(s) are present:

1. Fever 100 degrees or higher. A child must be fever-free for 24 hours (without medication before returning to school.)
2. Persistent cough.
3. Sore throat with fever and/or white spots on the throat-if strep throat is diagnosed, the child must be on antibiotics for 24 hours before returning to school.
4. Rash with fever illness, such as chicken pox, measles, etc.
5. Nausea, vomiting, or diarrhea. A child must be free from symptoms for 24 hours before returning to school.
6. Red, itchy, and draining eyes. If conjunctivitis or "pink eye" is diagnosed, the child must be on antibiotics for 24 hours before returning to school.
7. Prolonged headache and/or stomachache.
8. Swelling or pain at a level that may interfere with learning.
9. Earache.
10. Toothache.
11. Head lice - A child must remain at home until treated with medicated lice shampoo and the nits are removed. The child must be cleared through the health office before returning to school. CUSD enforces a no-nit policy.



Specials

Please check the specials calendar daily which is in your child's homework folder. I also have the specials posted on our class website. Please be sure that your child comes to school each day with proper shoes and clothes so that he/she may participate on P.E. days.

We have PE on the first day. Wear sneakers!

Most specials for my class are 2:05-2:35pm.

Technology differs and will be from 2:35-3:05pm



Drop Off and Getting Home



Drop Off

*Bus tags – go on backpacks

*Closed campus

*1st day of school is Wednesday. There will be cones by the basketball courts with teachers' names. We are the yellow star. Have your child look for me. I will be out there!

Pick Up

*First graders will be walked to the ramada out front for car pick up and will be walked to the gaga ball pit area for walking home.


*Kids Express will be walked to the gym.

*Rainy Day: Car riders stay in the classrooms and will be called outside as parents come. *CHECK THE RAINY DAY FORM*



Water Bottles

It's HOT! Please send in a water bottle with your child each day, making sure their name is on it! The fountains will still be shut off due to mitigation strategies, but the water bottle refill station will be available.



CUSD NUTRITION

FREE SCHOOL MEALS!

CONTINUE FOR THE 2021-2022 SCHOOL YEAR

All students are eligible to participate, no registration is required.
All school sites serve both breakfast and lunch daily.

<https://cusdnutrition.nutrislice.com/menu/riggs-elementary>

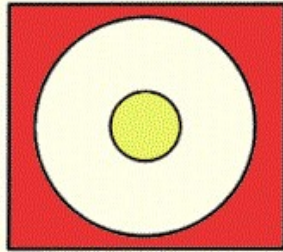
Menus are available at:
www.cusdnutrition.nutrislice.com



This Institution Is An Equal Opportunity Provider

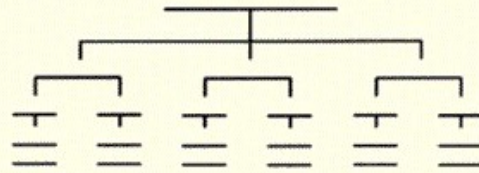


CIRCLE MAP



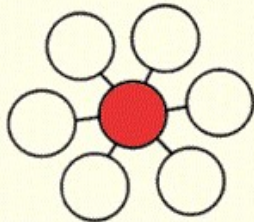
FOR DEFINING IN CONTEXT

TREE MAP



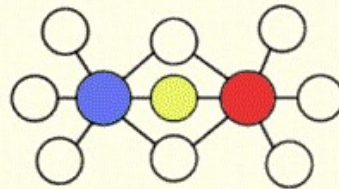
FOR CLASSIFYING AND GROUPING

BUBBLE MAP



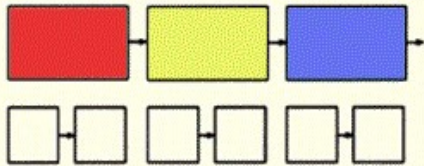
FOR DESCRIBING USING ADJECTIVES

DOUBLE BUBBLE MAP



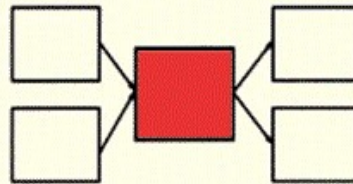
FOR COMPARING AND CONTRASTING

FLOW MAP



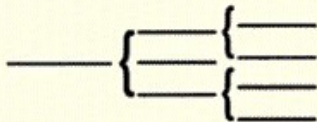
FOR SEQUENCING AND ORDERING

MULTI-FLOW MAP



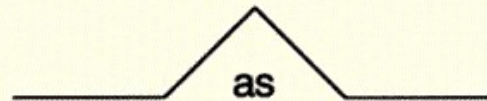
FOR CAUSES AND EFFECTS

BRACE MAP



FOR ANALYZING WHOLE OBJECTS AND PARTS

BRIDGE MAP



FOR SEEING ANALOGIES

Thinking Maps

Thinking Maps are visual teaching tools that foster and encourage lifelong learning. They provide students with the skills to be successful thinkers, problem solvers, and decision makers.



Field Trips

Are made possible by your tax credit
Donations
THANK YOU!



We are hoping to go to...

- Schnepf Farms
- Peter Piper Pizza
- Children's Museum of Phoenix
- Harkins Theater



What Does It Take To Fund A Field Trip, Performance, or On-Site Activity?



Cost of Sample Field Trip:
1st Grade Childsplay Performance
(Based on 120 Students)
Admission: \$1,200.00
Transportation: \$ 550.00
Total Cost: \$1,750.00

Funds Come From:


1. Extra-Curricular Activity Fees
EXAMPLE: \$5 per student, per activity fee is charged (with the exception of extended day or overnight trips). Fees must be charged **BEFORE** a student attends trips, etc. according to Attorney General's opinion.
- &
2. Tax Credit Donations

Why Do We Need Both ECA Fees & Tax Credit Donations?
Extra-Curricular Activity Fees Do Not Cover Total Costs of Trips. Example:
\$5 Activity Fee X 120 Students = \$600.00
Total Cost of Trip: \$1,750.00
Activity Fees Collected: - \$ 600.00
Still Needed To Fund Trip: \$1,150.00

*If we do not have tax credit donations to cover the remaining cost of trip, there will be no trip.

Who Can Make A Tax Credit Donation?
Any Arizona taxpayer (Aunts, Uncles, Grandparents, Neighbors!) can make a tax credit donation, regardless of whether or not they have children in school or live in the Chandler Unified School District.

How Do I Pay ECA Fees & Make A Tax Credit Donation?
Parents/Guardians will pay fees and make donations through their Parent Portal account. Others can make donations through the tax credit online site provided on our website @ www.chandlerdonations.org.





Other Items

Star Student- A student will be chosen weekly to be the STAR STUDENT!

- Your child will come home with a poster to decorate and fill out.

Family Journals- Your child will write to you on MOST Fridays in their family journal which looks like a cereal box. Please write them back! The kids will be reading it back to the class during the week as time permits. I will help them read it! They love this!!!

Volunteers – Stay Tuned! Please fill out the form in the packet.

Newsletters-will be posted weekly on website and emailed home.

